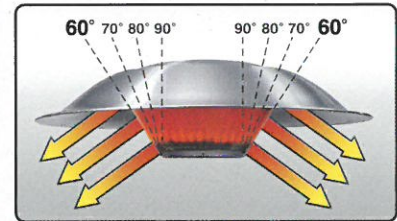


# SRB40CRE High Efficiency Radiant Gas Brooder




## 60° EMITTER ANGLE OPTIMIZES HEAT PATTERN



Unique 60° Emitter Angle is specifically designed to aim the radiant heat directly at the birds where it's needed most

## ENCLOSED EMITTER ASSEMBLY



Enclosed insulation will not crumble or distort. Designed to withstand the tough operating conditions found in poultry houses. The unit features a 3-year limited warranty.

## Our Angle Is On Performance & Quality

- 12kW (40,000 BTU/HR) Model SRB40 Provides Fuel Efficient, Radiant Gas Heat For A Variety Of Poultry Applications.
- 3-Year Limited Warranty On Complete Emitter Assembly.
- 3 Control Options To Fit Your Individual Need.

- Factory Pre-Assembled Components For Quick Installation.
- Built With Heavy Duty Corrosion Resistant Materials To Resist Corrosion From Humidity And Ammonia.
- CE Certified For Use Throughout Europe.
- Stainless Steel, Easy To Clean Burner.

### The Original Radiant Gas Brooder

Space-Ray designed the original radiant gas brooder for use in Europe 50 years ago. Our emphasis was then, as it is today, on quality and fuel efficient performance. Performance you can rely on. When it comes to product reliability and fuel efficient operation, Space-Ray Radiant Gas Brooders have withstood the test of time.

### Unique 60° Emitter Angle Puts More Radiant Heat Into Primary Brood Area

No other radiant gas brooder can provide more radiant heat to the floor of your poultry house than Space-Ray.

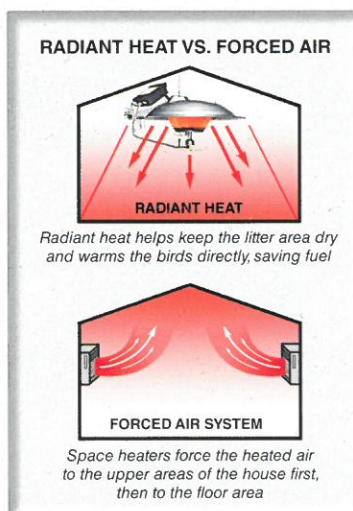
Our specially designed 60° emitter angle, combined with our deep dish aluminium canopy, produces an optimum heat pattern in the primary brood area. This large radiant heat pattern means that fewer brooders are required in each house resulting in fuel savings.

### Powerful And Fuel Efficient Radiant Heat

Space-Ray Radiant Gas Brooders operate using the same principle as the sun. Before heating the air, radiant warmth is delivered directly to the birds and litter area where it's needed most. This radiant warmth helps to dry out the litter area and keep ammonia levels lower. It also creates a thermal reservoir which stores the heat and maintains a warmer litter area. This results in fuel savings which will continue year after year.

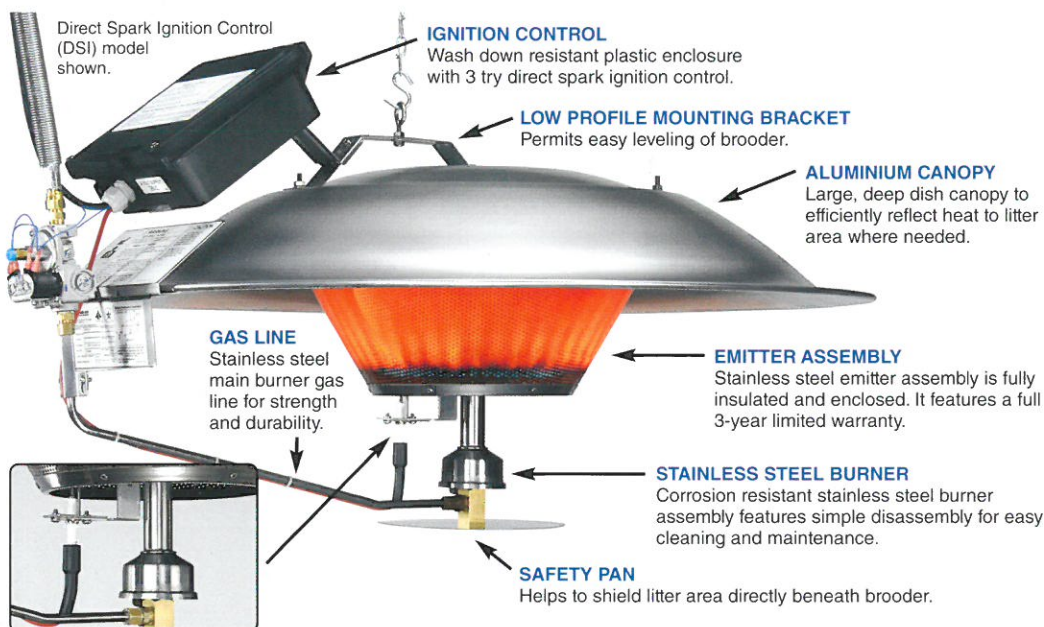
### Fully Insulated, Enclosed Emitter Assembly For Durability & Efficiency

Space-Ray's stainless steel emitter assembly is fully insulated and enclosed so the insulation will not crumble or distort in the tough operating conditions normally found in poultry houses. This exclusive design not only provides durability but also prevents heat loss back through the emitter that can occur over time. This results in higher radiant output and continued energy efficiency that translates into annual fuel savings.






# SRB40CRE Saves Fuel And Reduces Maintenance



**Maintenance Friendly**  
The main burner orifice is quickly accessed by sliding back the quick release bracket shown above.




**Pilot Models**  
Easily removable shields for quick access to the pilot orifice.

**DSI Ignition System**  
Sparks to directly light the burner.  
No standing pilot to clog up, blow out, and no wasted fuel.

## DSI Model Can Save Up To 22 Litres Of Propane Per Day

The Space-Ray DSI brooder saves fuel that would normally be used for the pilot. Fuel that's currently used 24 hours a day, even when there is no call for heat. In fact, a broiler house with 14 brooders can use over 22 litres of fuel each 24 hour period for just the pilot.



**Patented WindBuster™ Pilot\***  
The WindBuster Pilot System not only enhances flame stability but provides dependable ignition for virtual trouble-free operation, even with wind speeds up to 7 mph (11.2 km).

## SRB40CRE RADIANT BROODER SPECIFICATIONS

INPUT RATING (LP OR NAT)		40,000 BTU/HR	11.72 kW
GAS SUPPLY PRESSURE	NATURAL GAS (G20)	6 – 10 IN. W.C.	15 – 25 mbar
	NATURAL GAS (G25)	6 – 10 IN. W.C.	15 – 25 mbar
	PROPANE (G31)	12 – 20 IN. W.C.	30 – 50 mbar
	BUTANE (G30)	12 – 20 IN. W.C.	30 – 50 mbar
MOUNTING HEIGHT		60-72 IN.	1520-1830mm
BROODER SPACING		25-40 FT.	7.6-12.2 m
BROODER SIZE	CANOPY DIAMETER	35 IN.	890 mm
	BROODER HEIGHT	18 IN.	460 mm
SHIPPING WEIGHT	PILOT MODELS	20 lbs.	9.1 kg
	DSI MODELS	22 lbs.	10 kg
VENTILATION REQUIRED	PER BROODER	200 CFM	340 M <sup>3</sup> /hr
GAS CONSUMPTION	LP	.43 GPH	1.63 l/hr
	NATURAL (G20)	.40 THERM	1.1 M <sup>3</sup> /hr
MINIMUM CLEARANCE TO COMBUSTIBLES	SIDE	36 IN.	915 mm
	TOP	18 IN.	460 mm
	BELOW	48 IN.	1220 mm

**Zone Control Panel (Accessory)** For use with No. 5 control type brooder. Provides 24 volt power supply for operation of up to 4 zones and 40 brooders. Includes 24 volt transformer and battery connections for emergency DC operation as an option. Operational monitoring lights are standard.

## SRB40CRE CONTROL OPTIONS

### CONTROL NO. 4

Uses 220/240 volt control valve with standing pilot. For single or multi-zone installations. 100% gas safety shut-off valve. Gas valve has built-in regulator. 230 volt thermostat, computer or environmental controller will be required.

### CONTROL NO. 5 (DSI)

A 3-try direct spark ignition control for single or multi-zone installations. A 24 volt power supply is required. Zone control panel (Part No. 43619050) and/or 24 volt thermostat, computer or environmental controller is required. For individual control, a unique thermostat (Part No. 43317050) is available.

### CONTROL NO. 9

An individual, non-electric, fully automatic On/Off control with integral thermostat which operates on millivolts generated by the pilot – no electrical supply needed. Integral thermostat features a wide temperature range for easy adjustment. 100% gas safety shut-off valve.

## FOR YOUR SAFETY

OPERATE SPACE-RAY HEATERS WITH PROPER CARE AND OBSERVE ALL SAFETY PRECAUTIONS. Installation and service must be performed by a licensed contractor. The installation must conform to local codes. Please thoroughly read and follow the installation and operating instructions provided with each heater.



**SPACE-RAY®**

Gas Fired Products (UK) Ltd  
Chapel Lane, Claydon, Ipswich, Suffolk IP6 0JL UK  
Tel (01473) 830551 Fax (01473) 832055  
Email: info@spaceray.co.uk www.spaceray.co.uk  
Plants in Charlotte, NC, USA and Ipswich, England



DISTRIBUTOR/AGENT