

*XP line
small size, great power*




POLA

XP51 Birds-scale

Main feature

The main feature of the XP51 is the color display screen (3.5") with 320x240 dots resolution with led backlighting. XP51 is made in DIN 96x96 format and the module dimensions are 96x96mm.

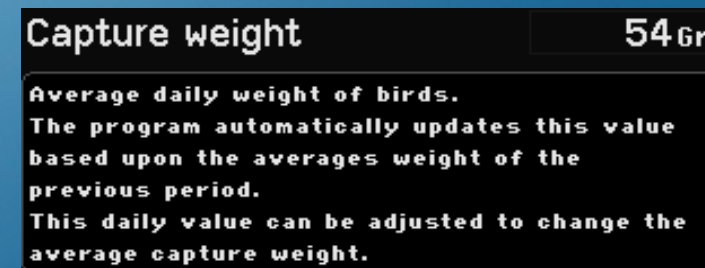
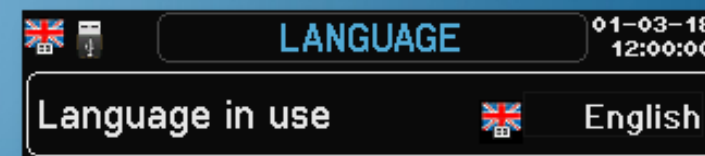


The user interface is easy and friendly. The easy touch screen system gives both the typical "easy to use" approach of a touch screen system and the strength and mechanical protection of a polycarbonate IP55 keyboard.

At every screen the function keys display a different graphic making the program very user friendly.

The user can select the display language: all the wordings, acronyms and "help" texts for programming assistance will be displayed in the chosen language.

Each programming step has its own help screen so the program has a "built in" instruction manual.



Birds-scale



XP51 makes the weight control by a multi-weighing system.
For each weighed bird the program makes an automatic tare before weighing the next bird.
By using the multi-tare system bird weighing is done even if the bird does not get off the scale.

Management of water and feed consumptions.
By connecting the water meter and the feed meter you can record the daily consumption of water and feed. Beside this you also record the total consumptions of the cycle.

Weighing plates: a specific plate for each type of animal to be weighed



PWS0
Floor bird scale
for parents



PWS1
Suspended bird scale
for chicks



PWS2
Suspended bird scale for
turkeys



PWS3
Suspended bird scale for
cage layers

Why an suspended/oscillating weighing plate?

- The plate can be adjusted to be close to the litter so birds can easily jump on it.
- The oscillating plate prevents birds to stay too long on the plate (or even to get sleep on it) reducing the number of daily measurements.
- The round plate (diam 76 for chicks and 98 for turkeys) makes easy for birds to jump on it.
- The connecting cable is NOT on the floor, preventing wear off and cuttings.
- The load cell is well protected from moisture and dust.
- The mechanical part of the weighing system is easily removed at end of cycle.
- It's well visible in the shed, preventing bumps and crashes.
- Any height can be reached by adding extensions.

Capture system mode



Automatic weight capture:

capture weight is calculated according to the daily average and it's automatically updated after each capture.

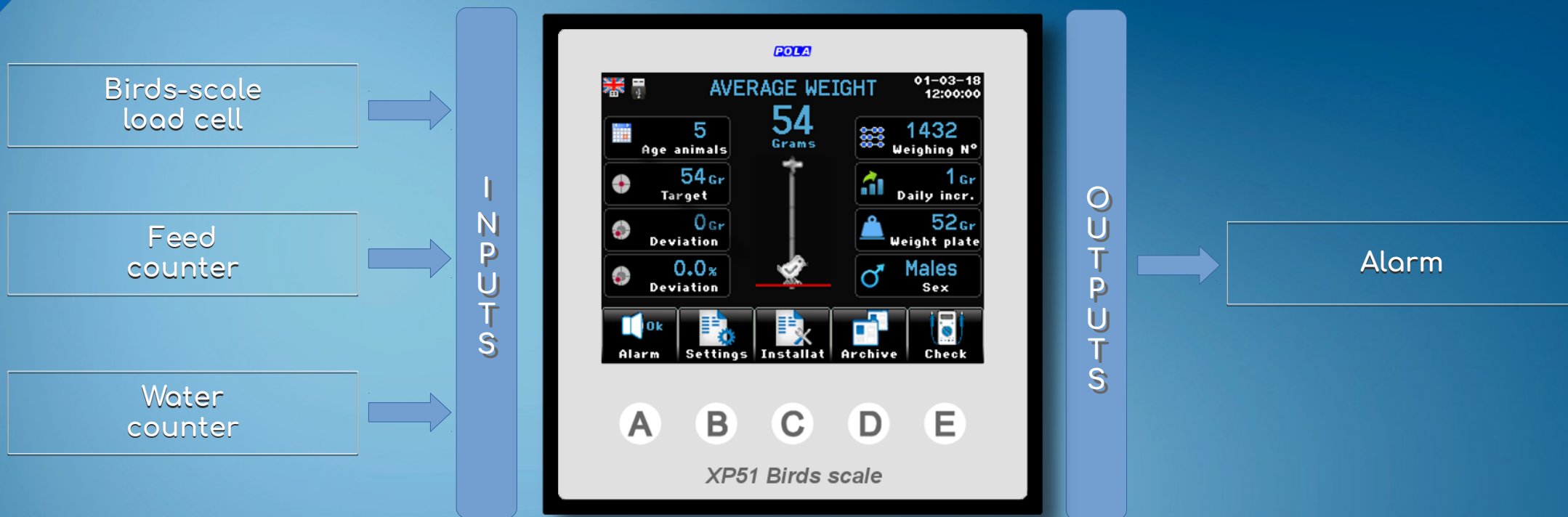


Target weight capture:

when both males and females are raised in same shed you can (by installing 2 x XP51) differentiate the capture weight of each weigh according to the target weight. So one weigh will weight the males and the other the females.



Inputs and outputs



Other available connections

- **USB plug**
XP51 has a USB plug on the back.
When selecting the USBP option you can get a USB plug with a (IP65) protection cap externally mounted so you can access the USB without having to go to the back of the unit.
- **XNET**
Network connection card (optional) for XP51 processor ([see remote supervision](#))

Sample screenshots



Viewing
screens



Viewing
operating condition

WEIGHINGS ANALYSIS	
Number of weighings	1432
Last capture	53Gr
Partial average	54Gr
Partial weighings	168
Capture time	1.2"
Minimum capture	60%
Maximum capture	94%
Weight on the plate	52Gr

Viewing
program state

INPUTS	
Water counter input	Open
Feed counter input	Closed

Viewing
inputs state

OUTPUTS STATE	
Alarm	Off

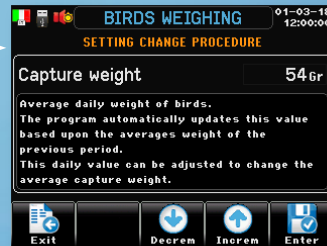
Viewing
output state



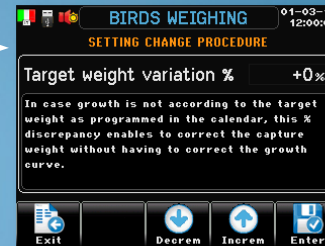
Settings
screens



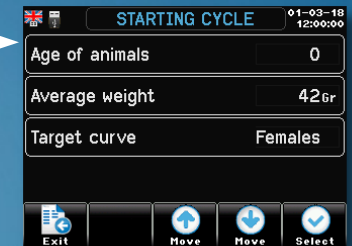
Settings
selection



Settings
capture weight



Settings
calendar target weight



Start cycle
sequence



Archive
screen



Archive to display
selection



Birds-scale
archive

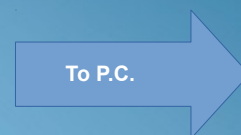
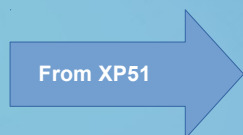


Birds-scale
chart



Feeding
archive

Data transfer



The communication with the outside world is performed by USB key

→ **Export archives**

XP51 save in the USB memory a file containing all the day by day recorded data of the cycle.

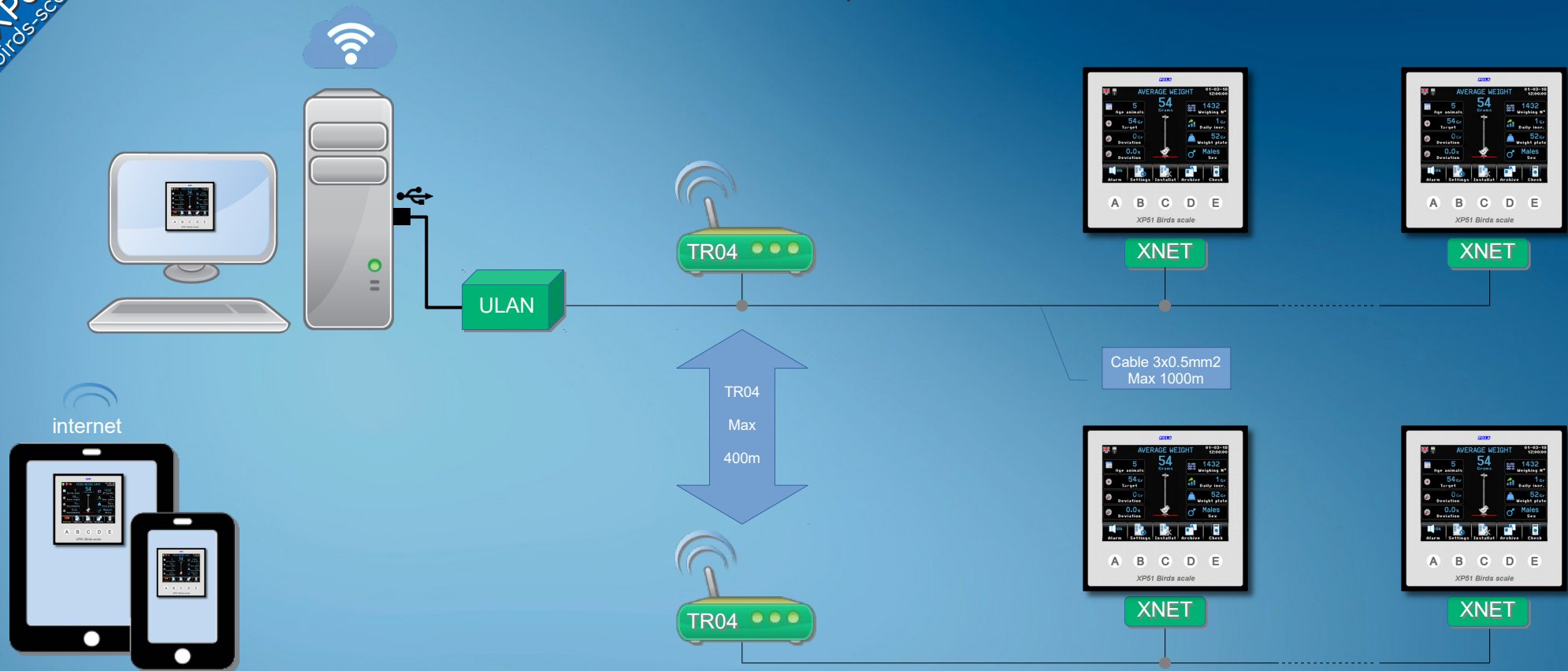
Connecting the USB key to a PC and by suing the XP51 Dialogue software you can browse the recorded data in grid or graph formats.

→ **Importing / saving the setting**

You can save a file with all back-up infos on a USB file.

Saved settings can be uploaded on XP51 anytime by a user friendly procedure.

Remote supervision



Remote supervision of XP51 processors grants the full management of system by PC.

The XP51 Net Pro supervision software enables the full remote control of network connected processors. ULAN peripheral is connected to PC through a USB connection. HP51 – ULAN connection is done by a simple 3 wires cable. In all cases where ULAN cannot be cabled to XP51 we can supply TR04 radio-modems with a reach of 400 mt.

Components for creating a supervision system:

- ULAN: Network server Pc (with USB connection)
- XNET: Network adapter card (one for each XP51)
- TR04: Radio-modem 485 (optional, to be used only when it is not possible to use the cable)

Available options

Model	Description
XP51	Birds-scale controller (DIN96 panel mounting)
----- Options -----	
W01	IP55 box for wall mounting + gasket + transparent cover
USBP	USB IP65 external plug (to be mounted externally, for access to the USB without the need to access the back of the XP51)
PWS0	Floor bird scale for parents
PWS1	Suspended bird scale chicks
PWS2	Suspended bird scale for turkeys
PWS3	Suspended bird scale for cage layers
CWD	Water counter
XNET	Network nodal point
ULAN	Network server Pc (with USB connection)
TR04	Radio-modem 485 (IP55 junction box with power supply 230/12v)



