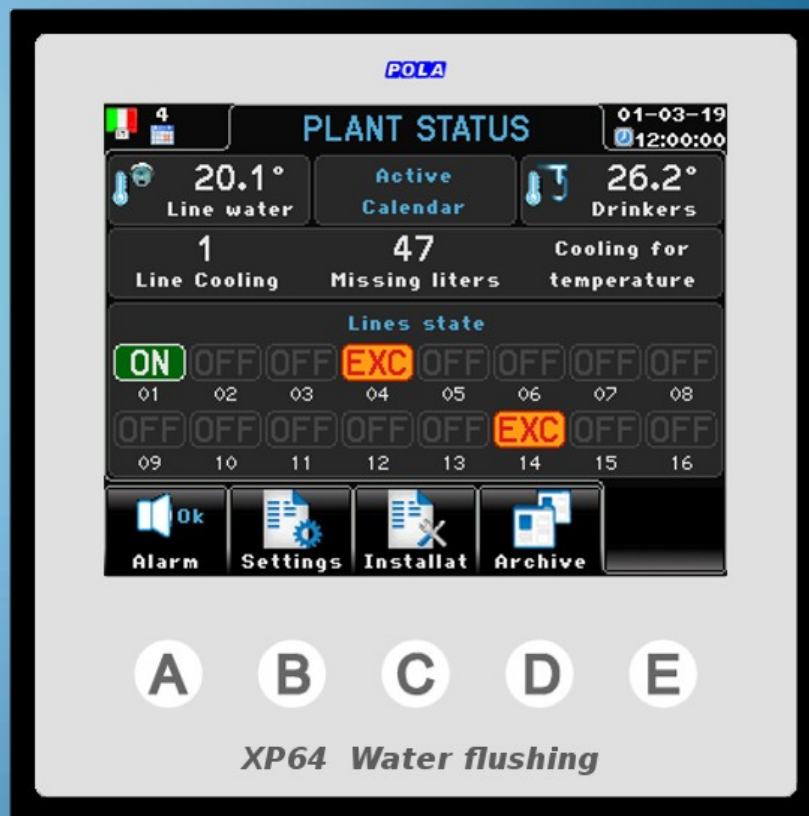



XP line
small size, great power



Main feature

The main feature of the XP64 is the color display screen (3.5") with 320x240 dots resolution with led backlighting. XP64 is made in DIN 96x96 format and the module dimensions are 96x96mm.

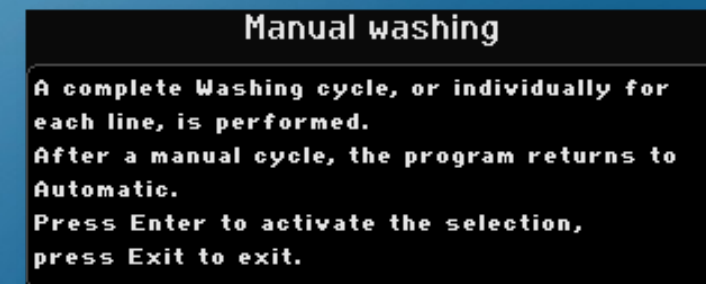
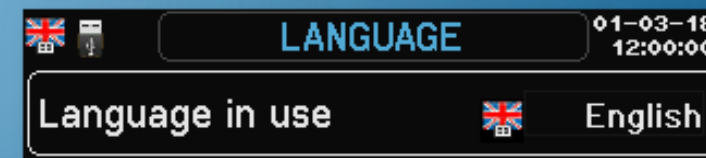


The user interface is easy and friendly. The easy touch screen system gives both the typical "easy to use" approach of a touch screen system and the strength and mechanical protection of a polycarbonate IP54 keyboard.

At every screen the function keys display a different graphic making the program very user friendly.

The user can select the display language: all the wordings, acronyms and "help" texts for programming assistance will be displayed in the chosen language.

Each programming step has its own help screen so the program has a "built in" instruction manual.



Automatic control of the washing of the drinking lines



1	47	Washing for timetable					
Line Washing	Missing litres						
Lines state							
ON	OFF	OFF	EXC	OFF	OFF	OFF	OFF
01	02	03	04	05	06	07	08
OFF	OFF	OFF	OFF	OFF	EXC	OFF	OFF
09	10	11	12	13	14	15	16

XP64 manages the automatic control of the washing of the drinking lines (up to 16 lines)

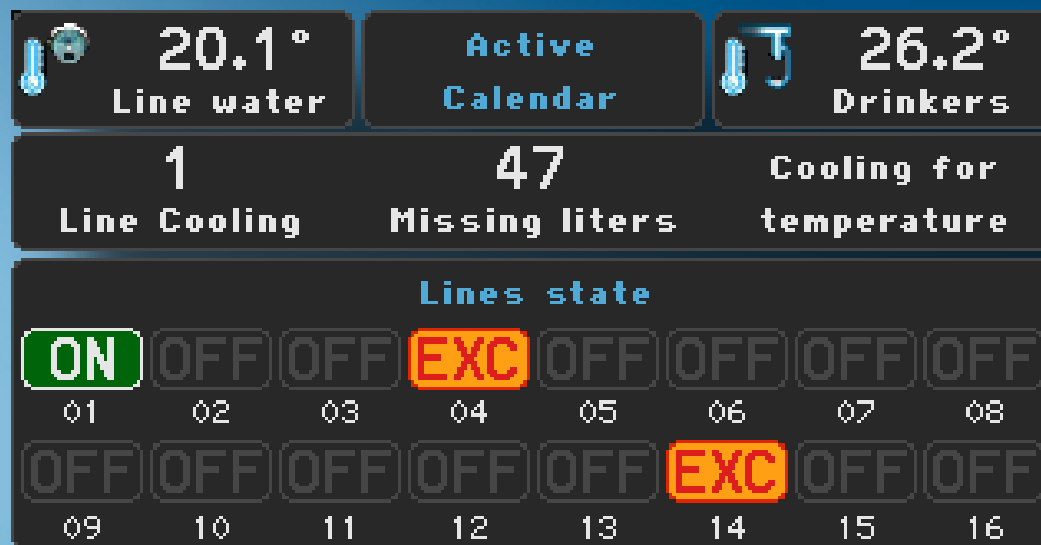
The Washing function keeps the water lines cleaned and is made by running the water with the line pressure during a pre-set period of time (or in quantities of liters if a water meter is installed) in the drinking lines.

Each line is washed separately (with washing times or quantities in liters independent for each line).

Washing can be activated in different ways:

- Automatic washing in sequence of all the lines for the time / liters programmed daily (even at alternate days). You can set calendar washes based on the day of life of the birds.
- Automatic washing in sequence after a medicated cycle.
- Automatic washing in sequence due to the intervention of a dirty water sensor.
- Manual washing in sequence of all the lines (or selective) for the programmed time / liters.

Automatic control of the water cooling of the drinking lines



XP64 manages the automatic control of the water cooling of the drinking lines (up to 16 lines)

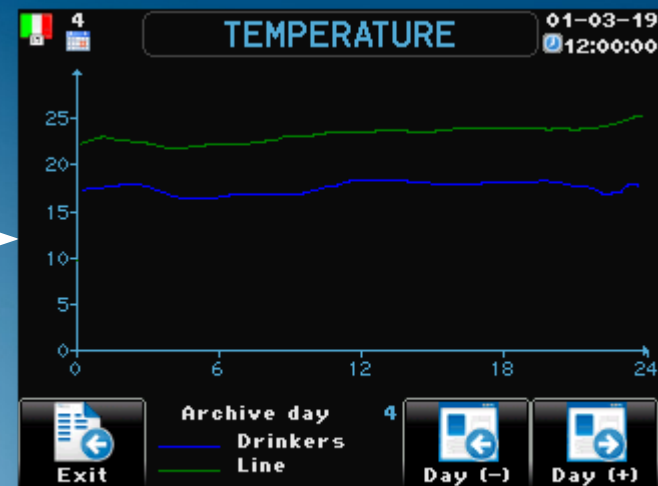
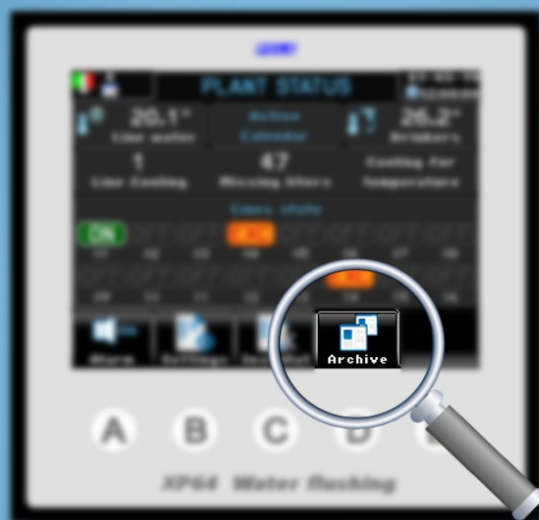
The Cooling water functions cools the drinking water and is carried out by running the water with the line pressure during a pre-set period of time (or in quantities of liters if a water meter is installed) in the drinking lines.

Each line is cooled separately (with cooling times or quantities in liters independent for each line).

Cooling water function can be activated in several ways:

- Automatic water cooling in sequence of all the lines for the time / liters programmed at the times of the day (typically are the times preceding the watering): if the water temperature probe is installed (probe N.1) the Cooling only start if the water temperature requires it, and if the supply water temperature probe (probe N.2) is installed, the Cooling starts only if the water temperature of the line is lower than that of the drinking lines (Delta T function) and can also be excluded if the line water is too cold (to avoid condensation effects on watering lines).
- Manual water cooling in sequence of all lines (or selective) for the programmed time / liters.

Archive



XP64 records all operations performed, consumption and temperatures

The daily archive records the following parameters:

- n° Washing by time
- n° Washing for medication
- n° Washing for dirty water sensor
- n° Cooling water by time
- n° Cooling water for medication
- n° Cooling water for temperature
- Water temperatures
- Total Liters / day
- Total Liters / cycle


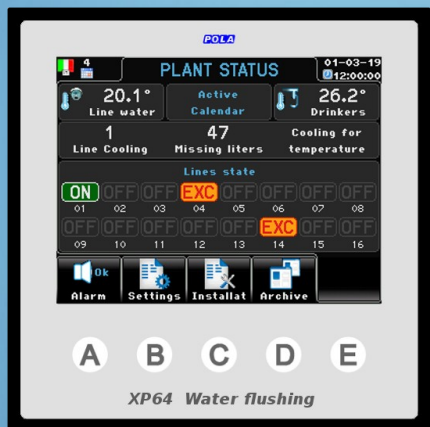
Inputs and outputs



Other available connections

- USB plug
XP64 has a USB plug on the back.
- XNET
Network connection card (optional) for XP64 processor ([see remote supervision](#)).

Data transfer



The communication with the outside world is performed by USB key.

→ **Export archives**

XP64 save in the USB memory a file containing all the day by day recorded data of the cycle.

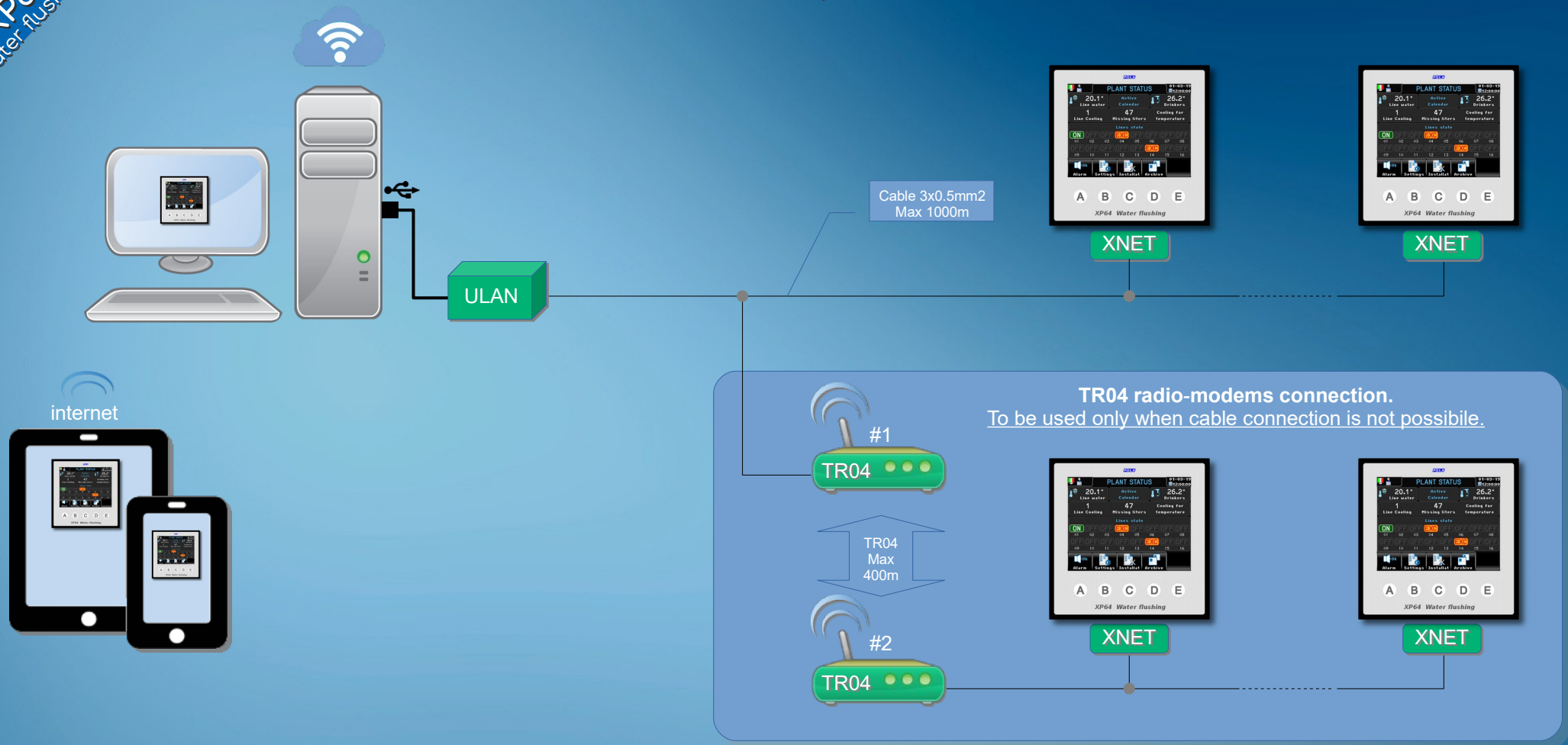
Connecting the USB key to a PC and by using the XP64 Dialogue software you can browse the recorded data in grid or graph formats.

→ **Importing / saving the setting**

You can save a file with all back-up infos on a USB file.

Saved settings can be uploaded on XP64 anytime by a user friendly procedure.

Remote supervision



Remote supervision of XP64 processors grants the full management of system by PC.

The XP64 Net Pro supervision software enables the full remote control of network connected processors. ULAN peripheral is connected to PC through a USB connection. XP64 - ULAN connection is done by a simple 3 wires cable. In all cases where ULAN cannot be cabled to XP64 we can supply TR04 radio-modems with a reach of 400 mt.

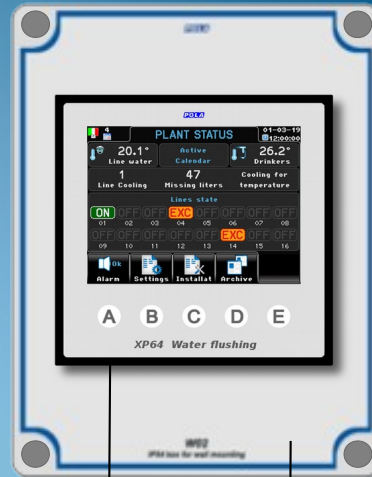
Components for creating a supervision system:

- ULAN: Network server Pc (with USB connection)
- XNET: Network adapter card (one for each XP64)
- TR04: Radio-modem 485 (optional, to be used only when cable connection is not possible. they need at least 2)

Available options

<i>Modello</i>	<i>Descrizione</i>
XP64	Automatic water flushing module which already includes 5 valve controls and sensor inputs.
----- <i>Options</i> -----	
W01	IP54 box for wall mounting + gasket + transparent cover
HDY6	Relay output extension HDY6 N.1 (option from 6 to 10 valves) HDY6 N.2 (option from 11 to 16 valves)
USBP	USB IP65 external plug (to be mounted externally, for access to the USB without the need to access the back of the XP64)
SXG3	1/8 "water temperature probe (one can be installed for water temps and one for water temperature)
CWD	Water counter
EV1	Solenoid valve 24V a.c. with 1" connection
XNET	Network nodal point
ULAN	Network server Pc (with USB connection)
TR04	Radio-modem 485 (IP55 junction box with power supply 230/12v)

Available options



XP64

W01



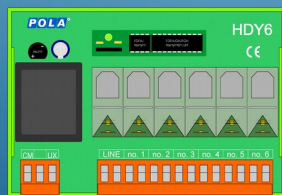
CWD



SXG3



EV1



HDY6



ULAN



XNET



USBP



TR04

POLA

www.pola.it

40th

40 YEARS OF INNOVATION